












# FARM ANIMALS









horse



pig



COW



chick





dog




turkey









duck





sheep




cat



bunny




mouse



goat

# INSTRUCTIONS FOR USING INTERACTIVE VISUAL BOOKS

Print and laminate the pages. I prefer to print on white cardstock when possible because the book will be more sturdy. Cut each page in half (except for the last page...keep that one full page). Place velcro in each box and on top of each picture on the last page. Cut out one set of the small pictures to velcro and match to the pictures on the last page. Bind the book on the left (or use rings to hold together) While reading the story, students are able to become more engaged with the story by matching pictures to the correct page. For some students, it is helpful to teach this directly, one on one, before introducing it in the group setting. Some children will begin with requiring a full hand over hand prompt, some will need a physical prompt (tapping on the correct picture or placing it in their hand and allowing them to put it on the page). For our students who don't process verbal language very well, this activity allows them to process things visually. Visual supports are an evidence based practice in the area of autism spectrum disorders.



Terms Of  
Use




Purchasing this product gives you permission for single classroom or therapist use only. Please do not share the pdf document with others. Making copies for others or uploading this resource to the internet is strictly prohibited and is a violation of the Terms of Use, along with copyright law. Instead, refer others to my TPT store (Autism Little Learners). Thank you!

Connect!



Instagram

Credits




Thank  
You!



Thank you for purchasing this activity from my store! I hope you find these materials as useful as I have in my classroom. Be sure to come back for newly added products!





Leave feedback about this activity on Teachers Pay Teachers to earn credits toward future purchases! I didn't know about this perk at first and once I discovered it, I was so excited! Who doesn't get excited about FREE STUFF!!! Just click on "Provide Feedback", which is located under the seller's name when you are downloading the product you purchased. You earn 1 credit for every dollar you spend 😊

Provide Feedback

Check out some of these recommended resources in the Autism Little Learners store:

